

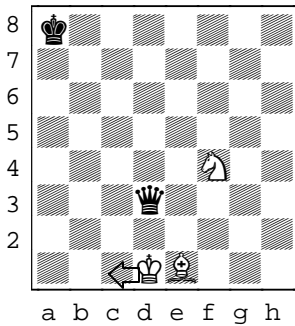
# Getting out of check



**KidsChessWorld**  
Learning Chess is now Easy!

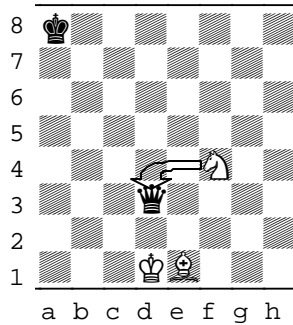
## 1) There are 3 ways to get out of check:

### Move the king to a safe square




Example: Kd1-c1

### Capture the attacking piece



Example: Nf4xd3

### Move a piece in the way



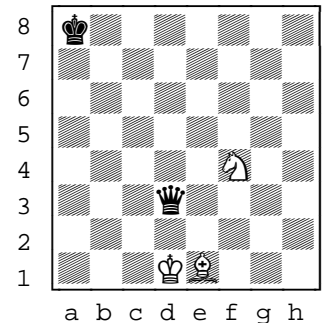
Example: Be1-d2

## 2) Points to remember :

- ◆ Use your move to develop your position (don't just flee)
- ◆ A counterattack can buy time to improve your position
- ◆ Examine all possible moves before choosing the best one


## 3) Solve the puzzle:

Review the three ways for white to get out of check and choose the best move.




## 4) Solve the puzzle:

Find the best move for white to get out of check.



## 5) Solve the puzzle:

Uh-oh. Black not only has white in check but also a fork on white's rook. Find the awesome move for white that will turn the game around.



3) Nf4xd3 4) Kd1-c2 (forks the rooks) 5) Bd1-f3+i (forces Qf8xf3, then rook